


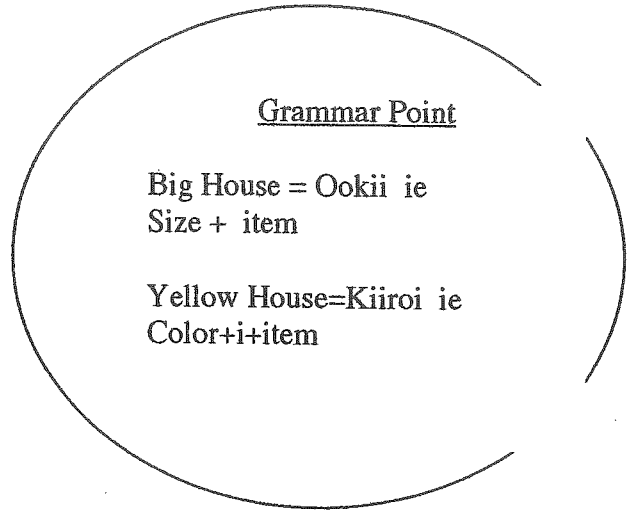
# Moshi Moshi Project

Portland Public Schools



Level 1 Week 6 Lesson 18,19 Size

<u>Vocabularies</u>	
Ookii	Big
Chiisai	Small
Ie	House
Kiiro	Yellow
Aka	Red



Before/After Broadcast

1. Sing "Taiko Song".

2. TPR Excercise

The teacher says the words (ookii/chiisai) and students make big and small circle.

The teachers does the gesture and say "Nan-desu ka?", then students say ookii/chiisai.

3. Pair Activity

Follow the activity 2 with pairs.

Student A: Nan desu ka? (do the gesture)

Student B: Ookii/Chiisai

4. Show the house picture to students and practice:

Student A: Nan desu ka? (As pointing a picture)

Student B: Ookii ie (Big House) or Chiisai ie (Small House)

5. Review with animals.

Show the animal picutures and practice:


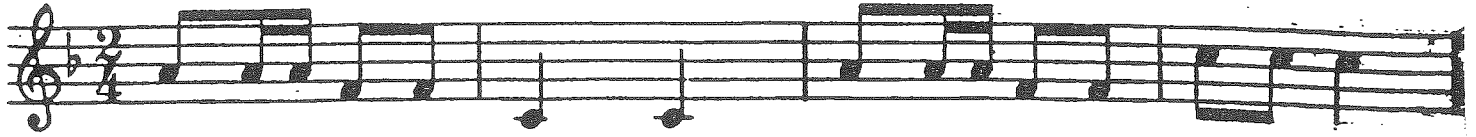
Ookii/Chiisai Animal name

Please have Writing Practice Sheet ready for Thursday

Big / Small:

Ookii Taiko

(Big Drum):

**(Drum)**

Ooki taiko	Don ! Don!
Chiisai taiko	ton ton ton!
Ooki taiko	chiisai taiko
Don! Don !	ton ton ton !

**(Cat)**

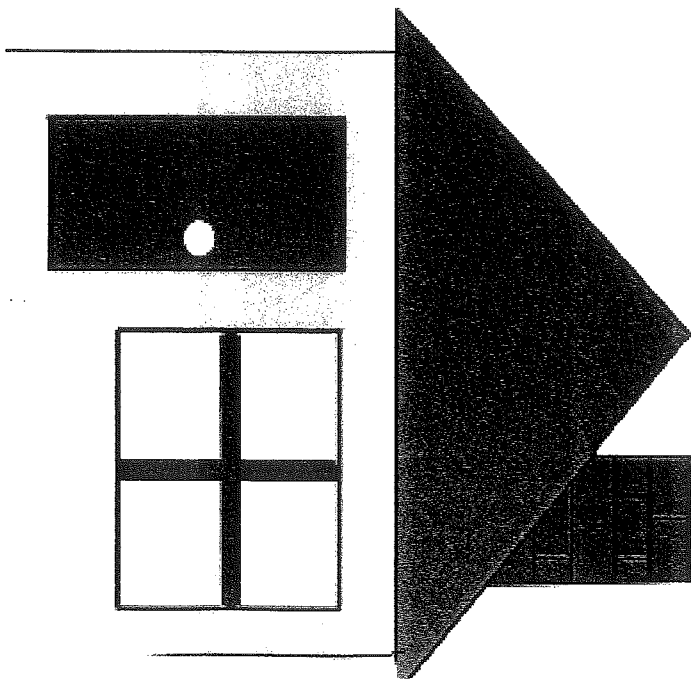

Ooki neko	nyao nyao
Chiisai neko	nyao nyao nyao
Ooki neko	chiisai neko
Nyao nyao	nyao nyao nyao

**(Elephant)**



Ooki zoo	bura bura
Chiisai zoo	bura bura
Ooki zoo	chiisai zoo
Bura bura	bura bura

- \* rabbit (usagi) - pyon pyon
- dog (inu) - wan wan
- fish (sakana) - sui sui
- pig (buta) - buu buu
- fox (kitsune) - kon kon
- raccoon (tanuki) - pon poko pon
- alligator (wani) - gua gua



0258-4



0258-5





Inu





Neko





0258-6



Nezumi



Zoo



Lesson 18

Lesson 19

Level 1 Week 6 Let's Trace! Big and Small

(Big)

o	o	ki	i
お	お	き	い

o	o	ki	i
お	お	き	い

(Small)

Chi	i	sa	i
ち	い	さ	い

Chi	i	sa	i
ち	い	さ	い