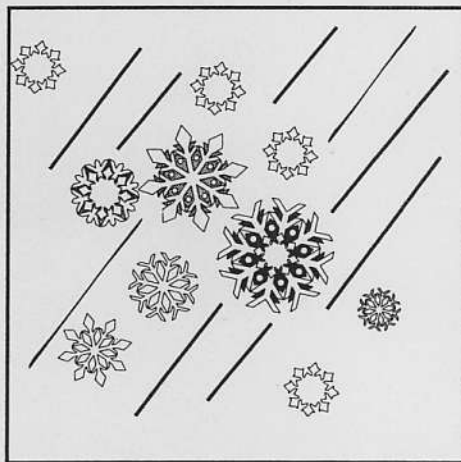



ORAL FRENCH EXAM: SHORT ANSWER

Figure 3.8, provided by Sandra Howard of Marin Catholic High School in Kentfield, CA, is a good example of a short, easy-to-grade oral exam with visual cues, to test activities in the passé composé tense and weather in the imparfait.

FIGURE 3.8 DISCOVERING FRENCH ROUGE UNITÉ 3 EXAMEN ORAL

Why *didn't* these people do the following things?



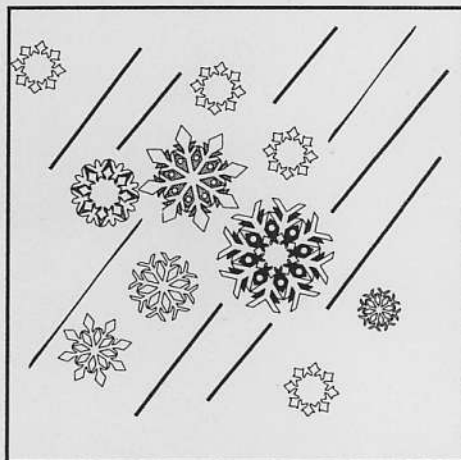

Contributed by Sandra Howard

ORAL FRENCH EXAM: SHORT ANSWER

Figure 3.8, provided by Sandra Howard of Marin Catholic High School in Kentfield, CA, is a good example of a short, easy-to-grade oral exam with visual cues, to test activities in the passé composé tense and weather in the imparfait.

FIGURE 3.8 DISCOVERING FRENCH ROUGE UNITÉ 3 EXAMEN ORAL

Why *didn't* these people do the following things?



Contributed by Sandra Howard

Each "testee" is allowed to look at his story for up to two minutes before beginning to talk. The second student gets story #2 and is looking at it while the first student talks. When the first student finishes, he sets down story #1, goes to get the third student who picks up story #1 and looks at it while the second student is talking, and so forth.

I do half the class one day and half the class the next day, with very little disruption of my classroom. I use a different tape for each period, so after school I grade an entire class on one tape.

Figure 3.7 is a copy of the rubric Susan uses to evaluate these performances, and which she shares with the students before the evaluation.

FIGURE 3.7 ORAL RUBRIC

<i>Comprehensibility</i>	<i>Vocabulary</i>	<i>Correctness of language</i>	<i>Risk-taking, signs of improvement</i>
<p>5</p> <p>Story was easy to understand. It was a complete story, with a beginning, middle, and end.</p>	<p>5</p> <p>Lots of detail. A wide variety of vocabulary words (more than just from current lesson.)</p>	<p>5</p> <p>Good pronunciation. Almost no grammar mistakes. Language flowed smoothly.</p>	<p>5</p> <p>Story was creative, told with expression. You used transition words, inserted colorful comments. You found a way to communicate entirely in French.</p>
<p>3</p> <p>Story was fairly easy to follow, but there were a few rough spots (hesitation or groping for words.)</p>	<p>3</p> <p>You used the vocabulary necessary to tell the story. The basic vocabulary was used correctly.</p>	<p>3</p> <p>Mostly correct, but you had some difficulty with pronunciation or grammar.</p>	<p>3</p> <p>Some vocal expression and creativity. The story was told correctly some elaboration.</p>
<p>1</p> <p>Story was difficult to follow. Speech was very choppy.</p>	<p>1</p> <p>The story lacked needed words or misused words.</p>	<p>1</p> <p>Little attempt made to pronounce correctly. Significant errors in usage or grammar.</p>	<p>1</p> <p>Monotone. You resorted to English. You only did the minimum to get by.</p>

Contributed by Susan Gross

Each "testee" is allowed to look at his story for up to two minutes before beginning to talk. The second student gets story #2 and is looking at it while the first student talks. When the first student finishes, he sets down story #1, goes to get the third student who picks up story #1 and looks at it while the second student is talking, and so forth.

I do half the class one day and half the class the next day, with very little disruption of my classroom. I use a different tape for each period, so after school I grade an entire class on one tape.

Figure 3.7 is a copy of the rubric Susan uses to evaluate these performances, and which she shares with the students before the evaluation.

FIGURE 3.7 ORAL RUBRIC

<i>Comprehensibility</i>	<i>Vocabulary</i>	<i>Correctness of language</i>	<i>Risk-taking, signs of improvement</i>
<p>5</p> <p>Story was easy to understand. It was a complete story, with a beginning, middle, and end.</p>	<p>5</p> <p>Lots of detail. A wide variety of vocabulary words (more than just from current lesson.)</p>	<p>5</p> <p>Good pronunciation. Almost no grammar mistakes. Language flowed smoothly.</p>	<p>5</p> <p>Story was creative, told with expression. You used transition words, inserted colorful comments. You found a way to communicate entirely in French.</p>
<p>3</p> <p>Story was fairly easy to follow, but there were a few rough spots (hesitation or groping for words.)</p>	<p>3</p> <p>You used the vocabulary necessary to tell the story. The basic vocabulary was used correctly.</p>	<p>3</p> <p>Mostly correct, but you had some difficulty with pronunciation or grammar.</p>	<p>3</p> <p>Some vocal expression and creativity. The story was told correctly some elaboration.</p>
<p>1</p> <p>Story was difficult to follow. Speech was very choppy.</p>	<p>1</p> <p>The story lacked needed words or misused words.</p>	<p>1</p> <p>Little attempt made to pronounce correctly. Significant errors in usage or grammar.</p>	<p>1</p> <p>Monotone. You resorted to English. You only did the minimum to get by.</p>

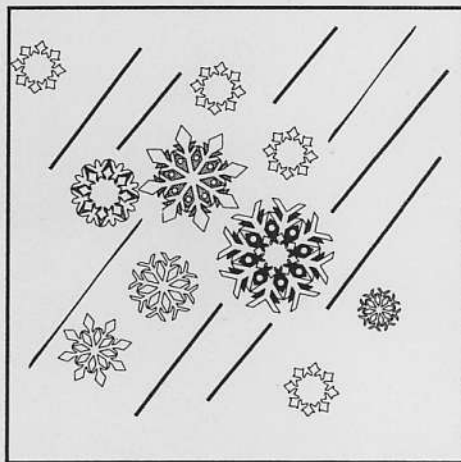

Contributed by Susan Gross

ORAL FRENCH EXAM: SHORT ANSWER

Figure 3.8, provided by Sandra Howard of Marin Catholic High School in Kentfield, CA, is a good example of a short, easy-to-grade oral exam with visual cues, to test activities in the passé composé tense and weather in the imparfait.

FIGURE 3.8 DISCOVERING FRENCH ROUGE UNITÉ 3 EXAMEN ORAL

Why *didn't* these people do the following things?



Contributed by Sandra Howard

Each "testee" is allowed to look at his story for up to two minutes before beginning to talk. The second student gets story #2 and is looking at it while the first student talks. When the first student finishes, he sets down story #1, goes to get the third student who picks up story #1 and looks at it while the second student is talking, and so forth.

I do half the class one day and half the class the next day, with very little disruption of my classroom. I use a different tape for each period, so after school I grade an entire class on one tape.

Figure 3.7 is a copy of the rubric Susan uses to evaluate these performances, and which she shares with the students before the evaluation.

FIGURE 3.7 ORAL RUBRIC

<i>Comprehensibility</i>	<i>Vocabulary</i>	<i>Correctness of language</i>	<i>Risk-taking, signs of improvement</i>
5 Story was easy to understand. It was a complete story, with a beginning, middle, and end.	5 Lots of detail. A wide variety of vocabulary words (more than just from current lesson.)	5 Good pronunciation. Almost no grammar mistakes. Language flowed smoothly.	5 Story was creative, told with expression. You used transition words, inserted colorful comments. You found a way to communicate entirely in French.
3 Story was fairly easy to follow, but there were a few rough spots (hesitation or groping for words.)	3 You used the vocabulary necessary to tell the story. The basic vocabulary was used correctly.	3 Mostly correct, but you had some difficulty with pronunciation or grammar.	3 Some vocal expression and creativity. The story was told correctly some elaboration.
1 Story was difficult to follow. Speech was very choppy.	1 The story lacked needed words or misused words.	1 Little attempt made to pronounce correctly. Significant errors in usage or grammar.	1 Monotone. You resorted to English. You only did the minimum to get by.

Contributed by Susan Gross