


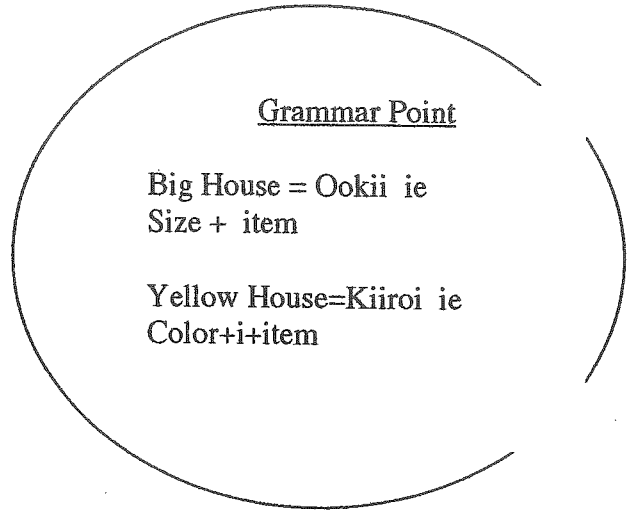
Moshi Moshi Project

Portland Public Schools



Level 1 Week 6 Lesson 18,19 Size

<u>Vocabularies</u>	
Ookii	Big
Chiisai	Small
Ie	House
Kiiro	Yellow
Aka	Red



Before/After Broadcast


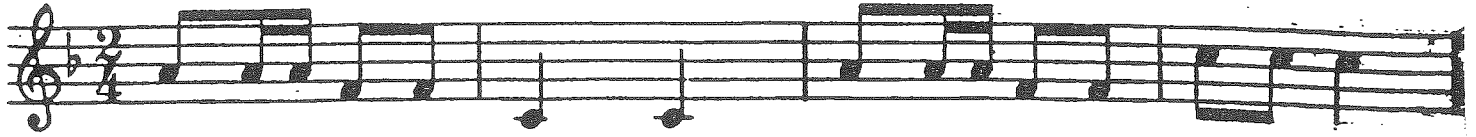
1. Sing "Taiko Song".
2. TPR Excercise
The teacher says the words (ookii/chiisai) and students make big and small circle.
The teachers does the gesture and say "Nan-desu ka?", then students say ookii/chiisai.
3. Pair Activity
Follow the activity 2 with pairs.
Student A: Nan desu ka? (do the gesture)
Student B: Ookii/Chiisai
4. Show the house picture to students and practice:
Student A: Nan desu ka? (As pointing a picture)
Student B: Ookii ie (Big House) or Chiisai ie (Small House)
5. Review with animals.
Show the animal picutures and practice:
Ookii/Chiisai Animal name

Please have Writing Practice Sheet ready for Thursday

Big / Small:

Ookii Taiko

(Big Drum):

**(Drum)**

Ooki taiko	Don ! Don!
Chiisai taiko	ton ton ton!
Ooki taiko	chiisai taiko
Don! Don !	ton ton ton !

(Cat)



Ooki neko	nyao nyao
Chiisai neko	nyao nyao nyao
Ooki neko	chiisai neko
Nyao nyao	nyao nyao nyao

(Elephant)



Ooki zoo	bura bura
Chiisai zoo	bura bura
Ooki zoo	chiisai zoo
Bura bura	bura bura

- * rabbit (usagi) - pyon pyon
- dog (inu) - wan wan
- fish (sakana) - sui sui
- pig (buta) - buu buu
- fox (kitsune) - kon kon
- raccoon (tanuki) - pon poko pon
- alligator (wani) - gua gua



0258-4



0258-5





Inu





Neko






0258-6



Nezumi



Zoo



Lesson 18

Lesson 19

Level 1 Week 6 Let's Trace! Big and Small

(Big)

o	o	ki	i
お	お	き	い

o	o	ki	i
お	お	き	い

(Small)

Chi	i	sa	i
ち	い	さ	い

Chi	i	sa	i
ち	い	さ	い