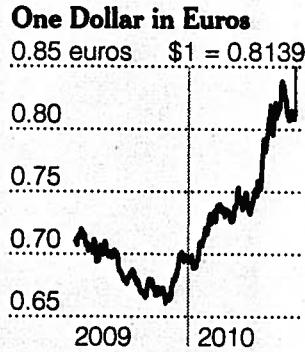


FOREIGN EXCHANGE

Foreign Currency	Dollars in	Dollars in
in Dollars	Foreign Currency	Foreign Currency
AMERICAS		
Argentina (Peso)	.2543	3.9324
Bolivia (Boliviano)	.1424	7.0225
Brazil (Real)	.5612	1.7819
Canada (Dollar)	.9667	1.0344
Chile (Peso)	.001861	537.25
Colombia (Peso)	.000527	1897.50
Dom. Rep. (Peso)	.0271	36.90
El Salvador (Colon)	.1143	8.7489
Guatemala (Quetzal)	.1246	8.0257
Honduras (Lempira)	.0529	18.90
Mexico (Peso)	.079051	12.6500
Nicaragua (Cordoba)	.0468	21.37
Paraguay (Guarani)	.000210	4760.00
Peru (New Sol)	.3539	2.828
Uruguay (New Peso)	.0477	20.9644
Venezuela (Bolivar)	.2329	4.2937

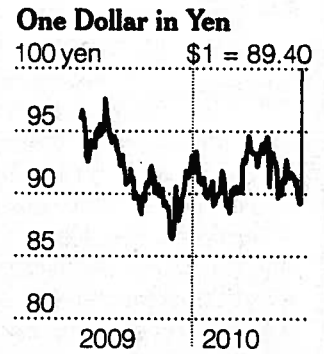
Foreign Currency	Dollars in	Dollars in
in Dollars	Foreign Currency	Foreign Currency
EUROPE		
Britain (Pound)	1.5110	.6618
Czech Rep (Koruna)	.0477	20.96
Denmark (Krone)	1.1650	6.0606
Europe (Euro)	1.2287	.8139
Hungary (Forint)	.0042	238.10



Norway (Krone)	.1554	6.4350
Poland (Zloty)	.2960	3.38
Russia (Ruble)	.0322	31.0559
Sweden (Krona)	.1290	7.7519
Switzerland (Franc)	.9195	1.0875
Turkey (Lira)	.6356	1.5733

Foreign Currency	Dollars in	Dollars in
in Dollars	Foreign Currency	Foreign Currency
ASIA/PACIFIC		
Australia (Dollar)	.8731	1.1454
China (Renminbi)	.1470	6.8027
Hong Kong (Dollar)	.1285	7.7821
India (Rupee)	.0216	46.296
Indonesia (Rupiah)	.000111	9015.00
Japan (Yen)	.011185	89.40
Malaysia (Ringgit)	.3104	3.2216
New Zealand (Dollar)	.7092	1.4100
Pakistan (Rupee)	.0117	85.47
Philippines (Peso)	.0215	46.51
Singapore (Dollar)	.7209	1.3872
So. Korea (Won)	.000832	1202.30
Taiwan (Dollar)	.0308	32.47
Thailand (Baht)	.03090	32.36
Vietnam (Dong)	.000053	18955

Foreign Currency	Dollars in	Dollars in
in Dollars	Foreign Currency	Foreign Currency
MIDDLE EAST/AFRICA		
Bahrain (Dinar)	2.6518	.3771
Egypt (Pound)	.1757	5.6915
Iran (Rial)	.000100	10000.00
Israel (Shekel)	.2576	3.8820
Jordan (Dinar)	1.4096	.7094
Kenya (Shilling)	.0122	81.97
Kuwait (Dinar)	3.4358	.2911
Lebanon (Pound)	.000666	1500.50



Saudi Arabia (Riyal)	.2666	3.7509
So. Africa (Rand)	.1320	7.5758
U.A.E. (Dirham)	.2722	3.6738

a-Russian Central Bank rate.
Prices as of 3:00 p.m. Eastern Time.
Sources: Reuters and other sources

Table 14-1

4 CHAPTER 13

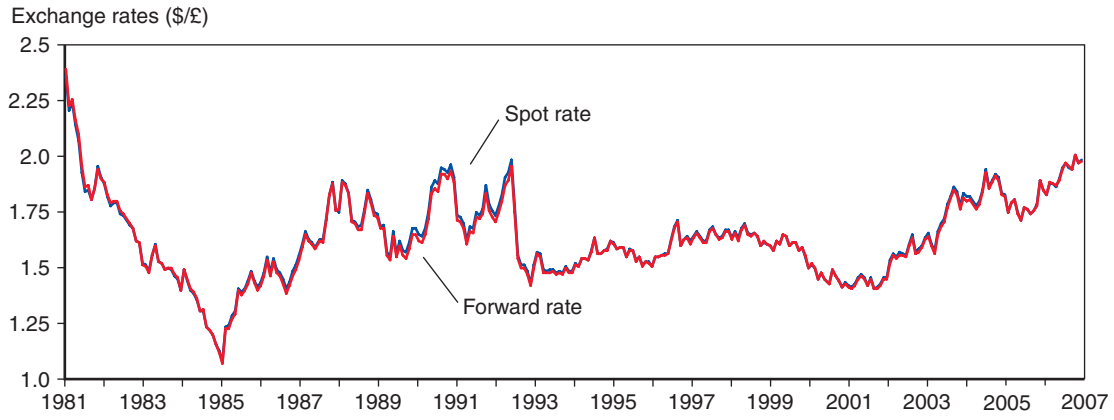
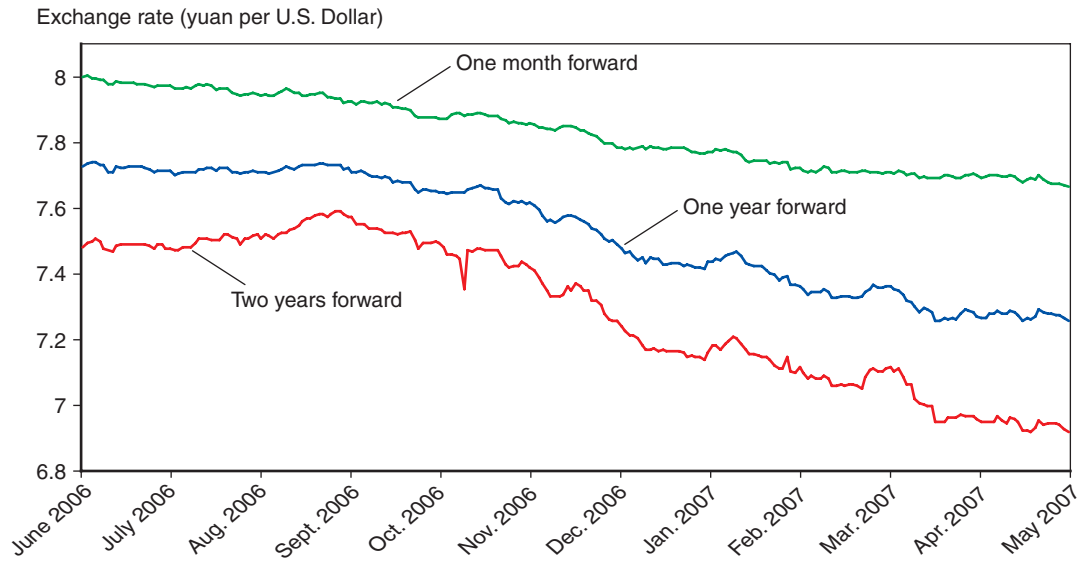


Figure 13-1

14-1

See Excel file for revised data



UnFig 14-1

See Excel file for revised data

6 CHAPTER 13

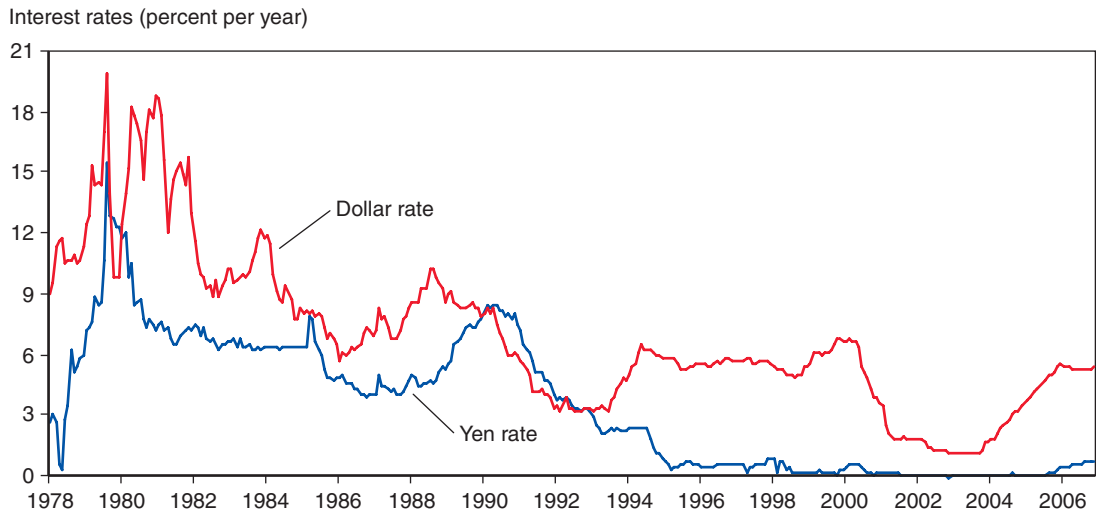


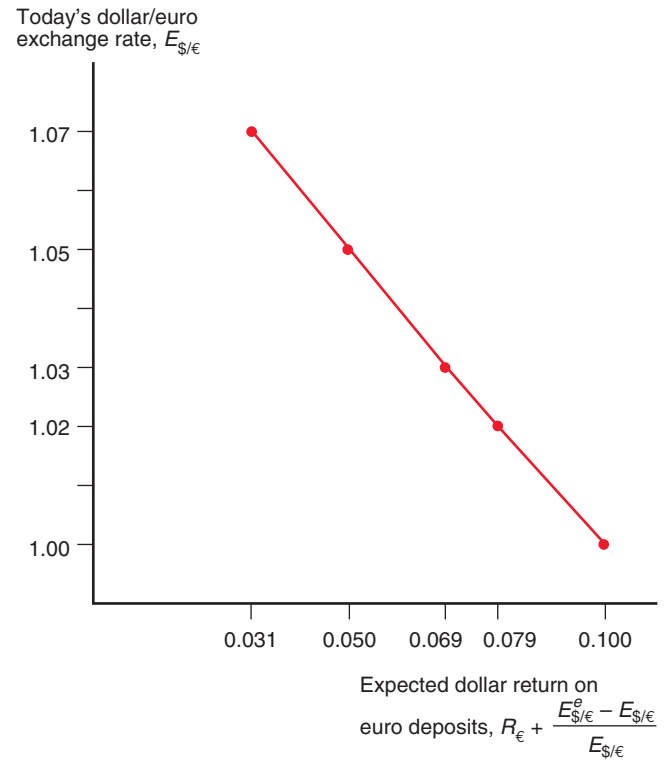
Figure 13-2

14-2

See Excel file for revised data

Figure 13-3

14-3



~~Figure 13.4~~

14-4

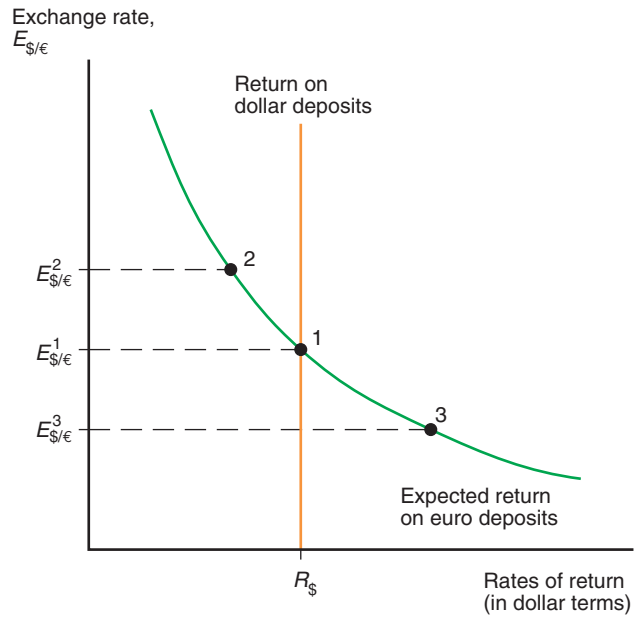


Figure 13-5

14-5

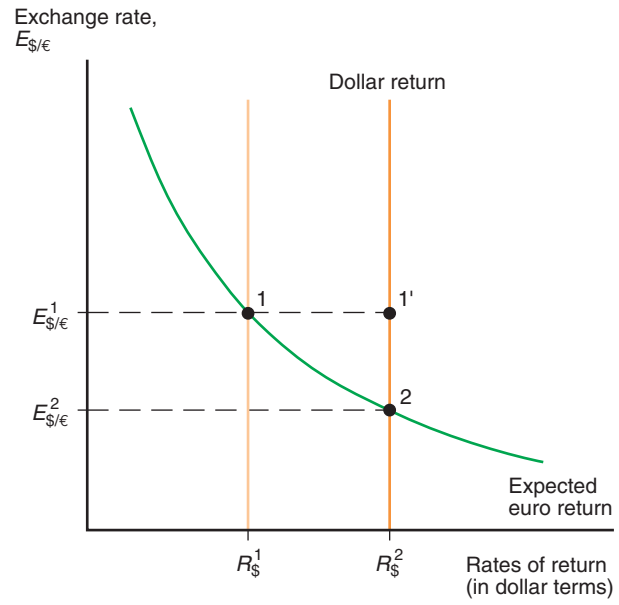
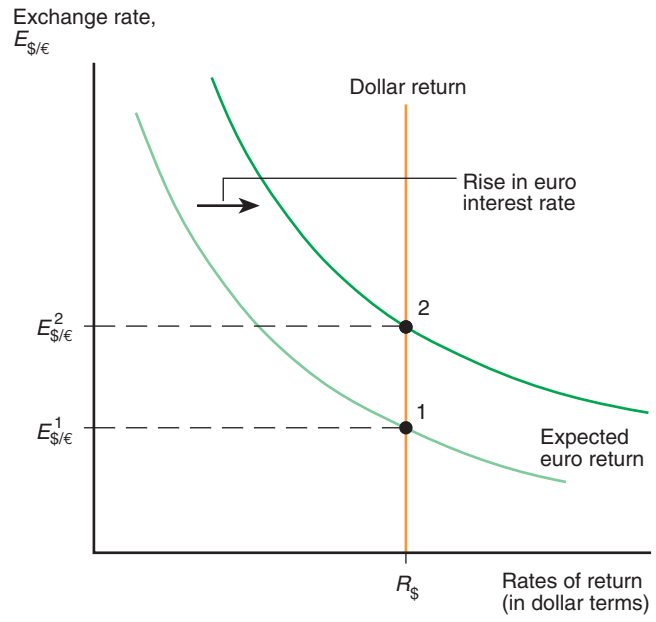


Figure 13-6

14-6



See Excel file for Figure 14-7 (New)